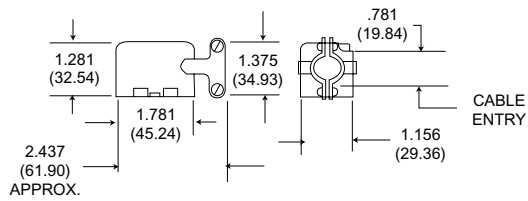


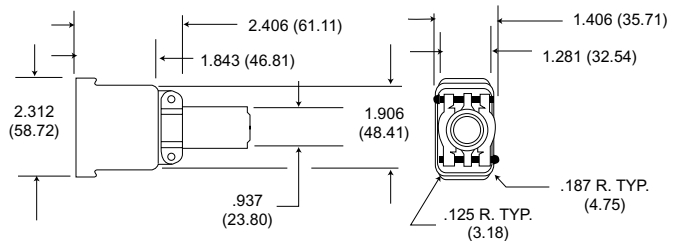
Junction Shells

90° Angle



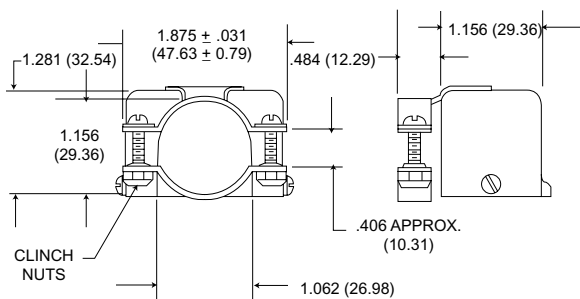
Style	Part Number
(Right) DPXA	20745-22
(Left) DPXA	20745-23
(Right) DPX2	20745-10
(Left) DPX2	20745-11

(DPXA ONLY) DIECAST STRAIGHT JUNCTION SHELL



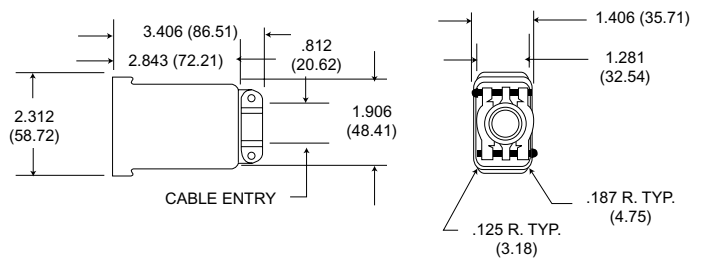
Style	Part Number
DPXA	22017

90° ANGLE DPX2 JUNCTION SHELL (SIDE OUTLET)



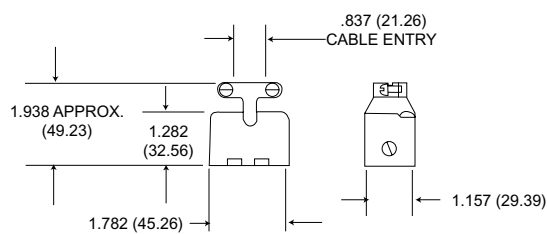
Style	Part Number
DPX2	20745-12

(DPXA ONLY) DIECAST STRAIGHT JUNCTION SHELL



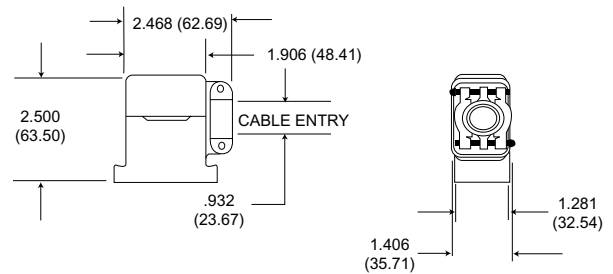
Style	Part Number
DPXA	22017-2

STRAIGHT JUNCTION SHELL



Style	Part Number
DPXA	20745-21
DPX2	20745-8

(DPXA ONLY) DIECAST 90° ANGLE JUNCTION SHELL



Style	Part Number
DPXA	22017-1

* DPX2 Junction Shells are also used on DPXB connectors.

Diecast junction shells may be used on DPXA connectors. They have 4-40 NC-2B tapped mounting holes for attaching to the shell mounting hardware.

Dust Caps



34

DPXA-60 for 34 Shells
025-0762-000
DPXB-60 for 34 Shells
025-0767-000

Conductive

DPXB-60-1 for 34 Shell
Conductive Dust Caps
025-0767-001
Protect Against
Static Electricity



33

DPXA-59 for 33 Shells
025-0749-000
also used DPXB-33

Conductive

DPXA-59 for 33 Shells
025-0749-001