



# Click Connect Series Catalogue



# Click Connect Series

Click Connect Series Overview	Page 2	Back Fittings	Page 4
Part Numbering System	Page 2	Tools and Contacts	Page 5
Dimensions	Page 2	General Specifications	Page 6
Configurations	Page 3	Panel Mounting	Page 7
Accessories	Page 3	Overmoulding	Page 7

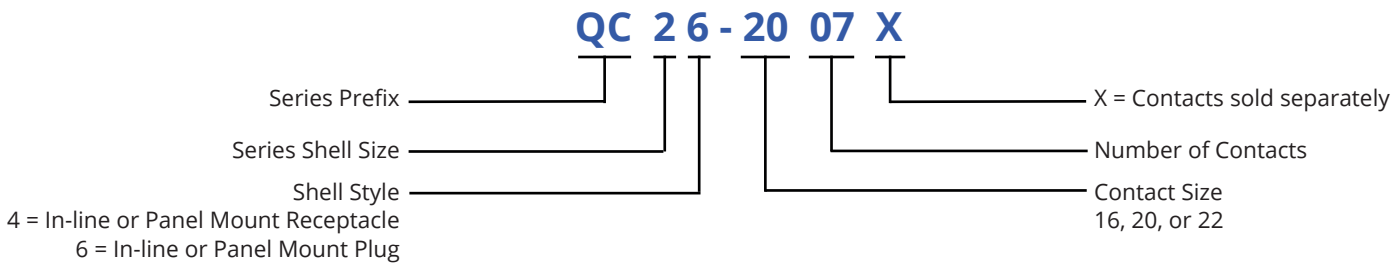
## Click Connect Series Overview

The Click Connect Series are environmentally sealed compact connectors that feature three contact arrangements with wire gauge from 16 to 22 AWG. The small size and high pin density of the Click Connect Series is flexible for many engineering design requirements. Additional flexibility is achieved through a wide range of universal mounting options to match the demands of harsh environments. Available in 3 planforms, 2, 7, 12.




All three planforms, when mated and fitted with either, the correct backshell or overmould, conform to IP66, IP67 & IP68.

### Click Connect Series Part Numbering System



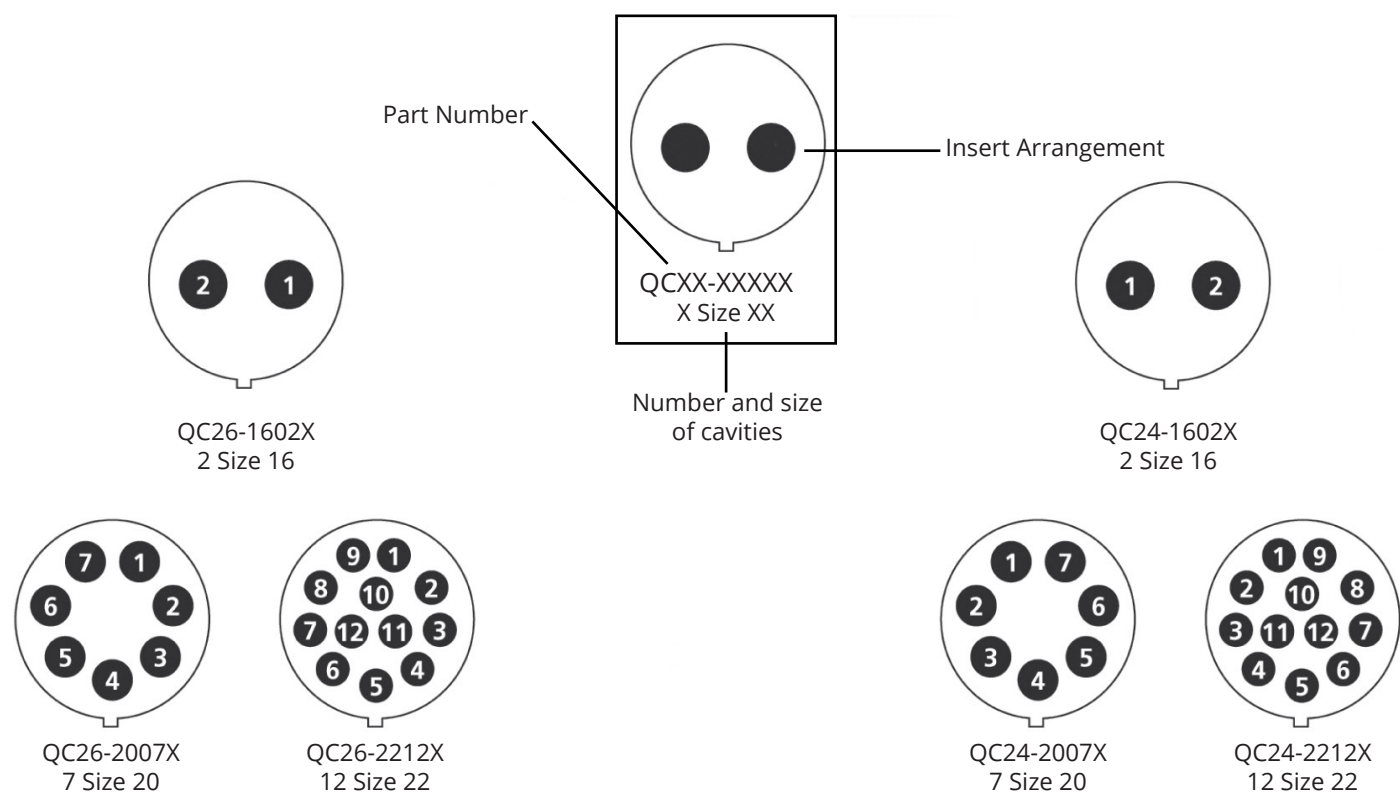
### Click Connect Series Dimensions



Cavity	QC Plug		QC Receptacle	
	Overall Length A	Overall Width B	Overall Length C	Overall Height D
2	25.10mm	19.20mm max	33.50mm max	23.00mm max
7	25.50mm			
12	25.00mm			

Dimensions are for reference only

# Click Connect Series





## Accessories

GK Services offers several accessory items that can be used to complement the connectors. The Click Connect Series accessories include items such as back fittings, compression screws, and mounting hardware. Accessories are designed to complement applications and meet a wide array of design requirements such as mounting solutions, providing additional protection, and offering increased aesthetics.

### Dust Caps


GK Services offers dust caps for use with the Click Connect Series of connectors. Dust caps are available to maintain the environmental seal for both the plug and receptacle. The QC dust caps include a lanyard for easy use.

Dust Cap	Part Number	Description
	QC38	Plug pro-cap with lanyard
	QC39	Receptacle pro-cap with lanyard

# Click Connect Series

## Back Fittings

Sections	Name	Description
1	Washer	Neoprene washer that provides an environmental seal between connector and mounting surface or long compression rear adapter.
2	Panel Mount Lock Nut	Lock nut for attaching connector to mounting surface.
3	Long Compression Rear Adapter	Adapter used to join the compression screw or compression screw with strain relief to the connector.
4	Seal Ring	Nitrile ring with removable segments to adapt to multiple jacketed cable diameters. The seal ring is placed in the back of the long compression rear adapter. The compression screw or compression screw with strain relief tightens down against the seal ring to form an environmental seal on the jacketed cable.
5	Compression Screw	Screws onto the back of the long compression rear adapter and tightens down against the seal ring to form a seal on the jacketed cable.
6	Compression Screw with Strain Relief	Screws onto the back of the long compression rear adapter and tightens down against the seal ring to form a seal on the jacketed cable. Has two screws that are tightened down to provide strain relief.



Sections	Part No
1, 3, 4 & 5	QC210N-L
1, 3, 4 & 6	QC215N-L
1 & 2	QC205P




# Click Connect Series

## ■ Panel Mount Examples

The Click Connect Series allows you to use either the Female Plug or the Male Receptacle as the panel connector without modification – by fitting the panel nut & flat washer either connector can be mounted to a panel.



## ■ Sealing Plugs

Sealing plugs must be used to fill any unused connector cavities to maintain an environmental seal when potting or moulding.

Sealing Plug	Part Number	Contact Size
	114017	Size 16
	0413-204-2005	Size 20
	600300-22	Size 22

## Tools and Contacts

The Click Connect Series uses special contacts and tools. Removal tools along with crimp tools are available and are designed to work with the Click Connect Series.

Part Number		Tools for Solid Contacts
MH860 86-5 AF8-TH163	<b>Adjustable Hand Crimp Tools</b> QC #22 crimp tool, adjustable AWG ranges, requires 86-5 QC crimp tool positioner for MH860 QC #20 and #16 crimp tool, adjustable AWG ranges	
6757-201-2201 6757-201-2001 6757-201-1601	<b>Insert/Removal Tools</b> Insert/Removal Tool #22 Insert/Removal Tool #20 Insert/Removal Tool #16	

# Click Connect Series

## Solid Contacts for Click Connect Series



Size	Solid Contact Part Numbers		Wire Size AWG	Recommended Strip Length	Sealing Range Diameter
	Pin	Socket			
22	6860-201-22278	6862-201-22278	22, 24, 26	4.06 - 4.83mm	0.76 - 1.37mm
20	6860-201-20278	6862-201-20278	20, 22, 24	5.84 - 6.60mm	1.02 - 2.11mm
16	6860-201-16278	6862-201-16278	16, 18, 20	5.84 - 6.60mm	1.65 - 2.77mm

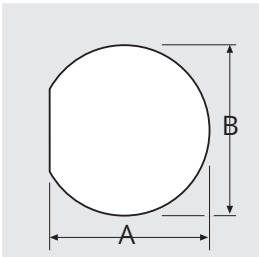
## General Specifications

Temperature Rating:	-55° to +150°C	Shell Material:	Temperature and corrosion resistant composite, ULTEM
Voltage:	up to 1000Vac	Contacts:	Copper Alloy, Gold Plated
Flamability:	Meets UL94 Class V-0		

Size	Contact Rating
16	13 Amps
20	7.5 Amps
22	5 Amps

# Click Connect Series

## ■ Panel Mounting - Click Connect



A	B
15.20mm	16.10mm

## Overmoulding

GK Services offers a tamperproof, consistent factory finished alternative to conventional back fittings, which also increases the environmental sealing & strain relief.

The Click Connect range can be overmoulded using out standard tools immediately available to enable you to reach the market with your solution without delays – We can mould in colour, make it match your branding or colour coding to assist the application.

Talk to us about a tailored solution to suit customer requirements – Your branding – Your style.

Standard – Modified Standard & complete custom solutions available to you



## ■ Overmoulding Completely Prevents Water Ingress

Even if the cable jacket is breached, it is possible to prevent water ingress into the mating connector or system. Overmoulding guarantees an IP seal without being compromised during transport or field installation. Plastic injection overmoulding also manages to deliver a tamper-proof solution.

## ■ Safe, Secure and Attractive

The protection benefits of overmoulding are clear to understand. The process protects your equipment for longer ensuring fewer field failures & guaranteeing performance longevity.

However, overmoulding is also an aesthetically pleasing solution to water ingress prevention. The connectors themselves look professional, subtle, and stylish.

## Servo and Electronic Sales Limited

Connector House  
Harden Road  
Lydd  
Kent  
TN29 9LX  
Telephone: 01797 322500  
Email: [info@servoconnectors.co.uk](mailto:info@servoconnectors.co.uk)  
Website: [www.servoconnectors.co.uk](http://www.servoconnectors.co.uk)  
Subject to change without prior notification

